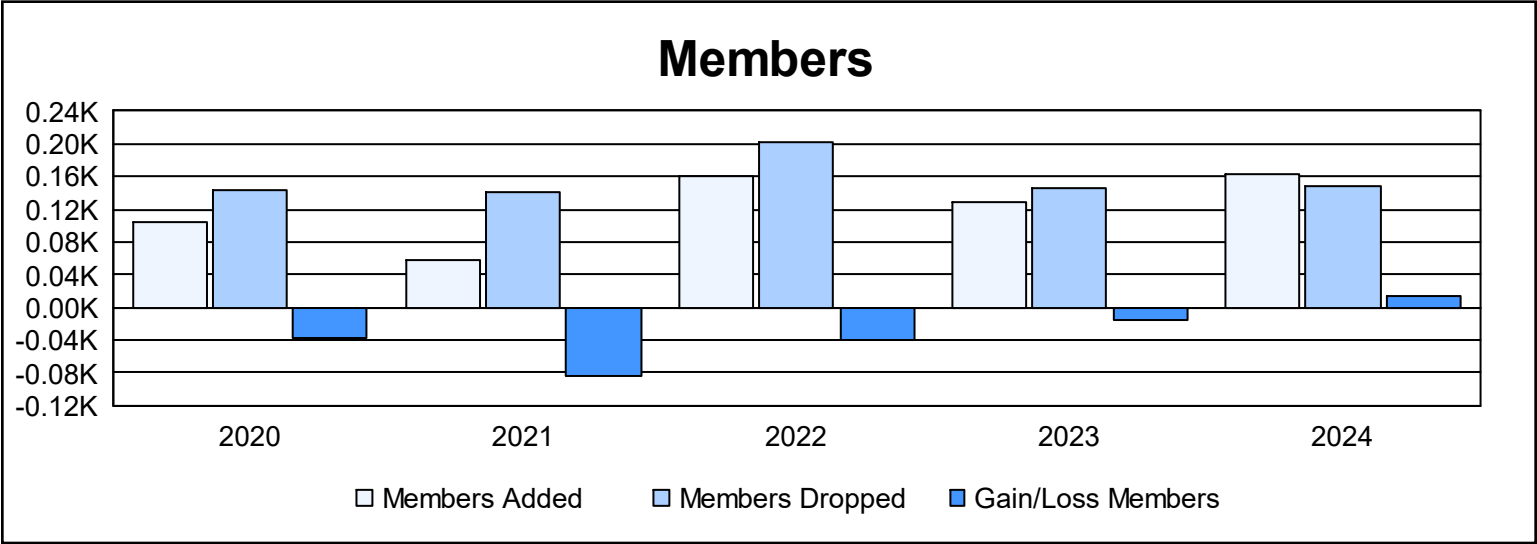
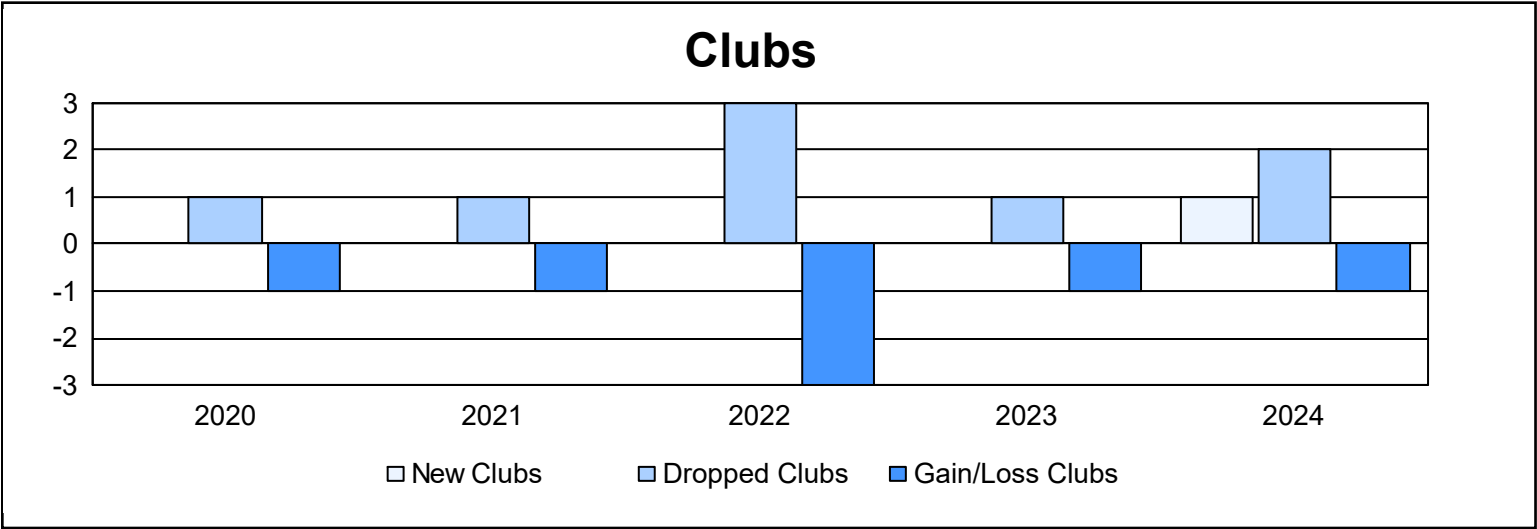
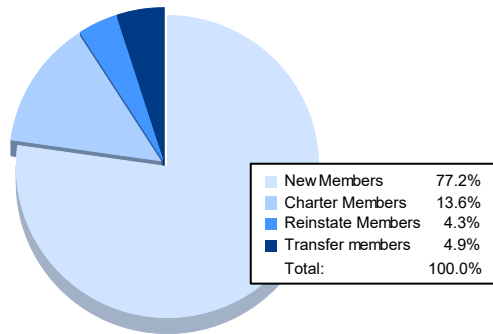


| Year | New Clubs | Dropped Clubs | Gain/ Loss Clubs | New Members | Charter Members | Reinstate Members | Transfer Members | Total Member Added | Total Members Dropped | Gain/ Loss Members |
|-----------|-----------|---------------|------------------|-------------|-----------------|-------------------|------------------|--------------------|-----------------------|--------------------|
| 2019-2020 | 0 | 1 | -1 | 100 | 0 | 3 | 2 | 105 | 143 | -38 |
| 2020-2021 | 0 | 1 | -1 | 47 | 3 | 3 | 4 | 57 | 141 | -84 |
| 2021-2022 | 0 | 3 | -3 | 130 | 0 | 18 | 12 | 160 | 201 | -41 |
| 2022-2023 | 0 | 1 | -1 | 106 | 5 | 9 | 9 | 129 | 145 | -16 |
| 2023-2024 | 1 | 2 | -1 | 125 | 22 | 7 | 8 | 162 | 149 | 13 |
| Average | 0 | 2 | -1 | 102 | 6 | 8 | 7 | 123 | 156 | -33 |



Membership Composition June 2024 Cumulative



Gender Composition June 2024 Cumulative

